
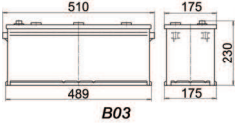

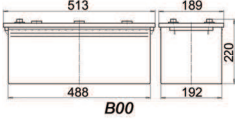

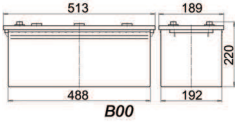

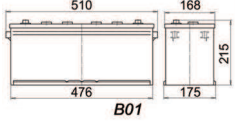

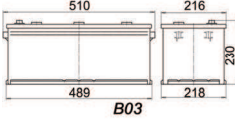

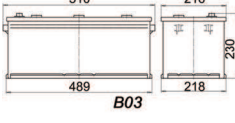

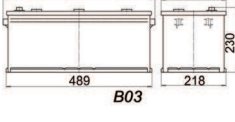

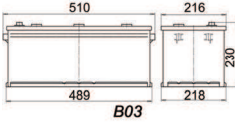

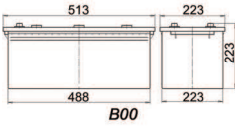

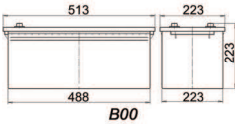

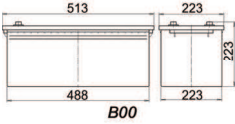

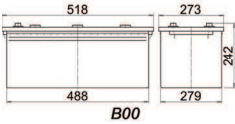

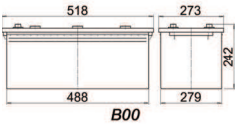

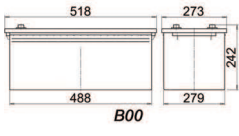

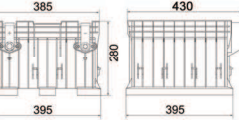

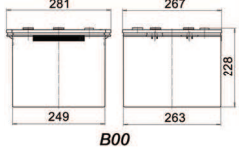
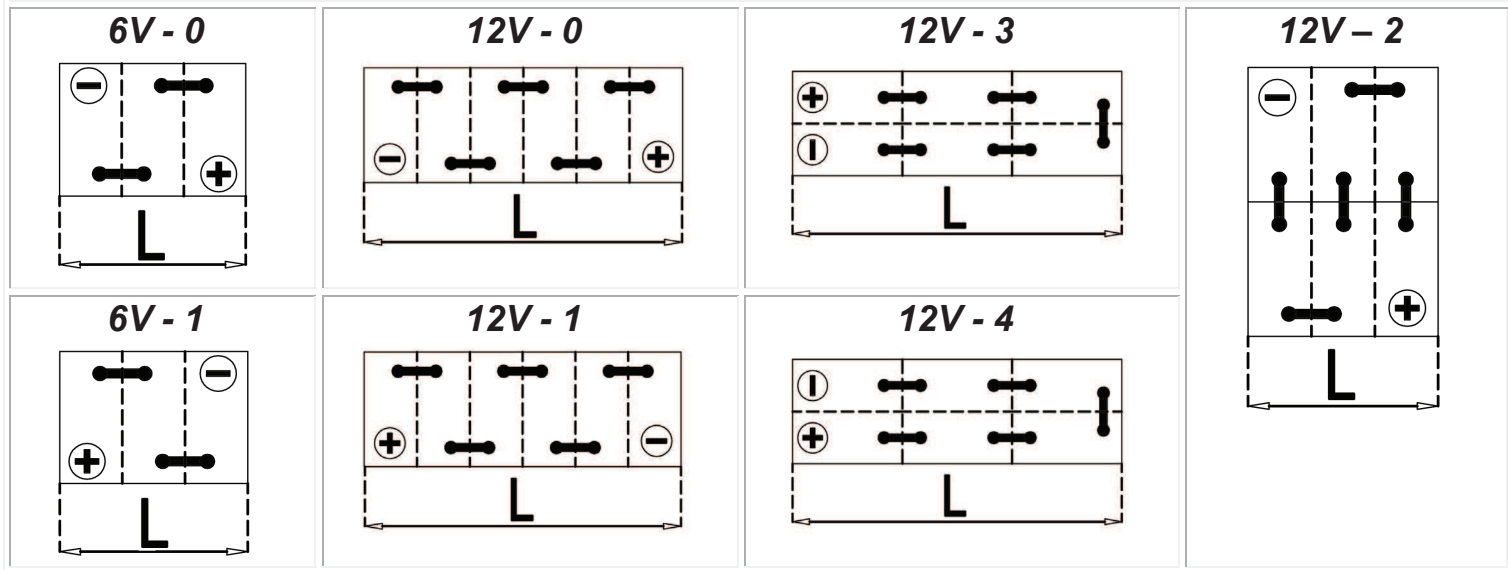


Fotografia della batteria Photo Photo de la batterie	Tipologia codice Type Code Typologie Code	Tensione Voltage Voltage	Capacità Capacity Capacité	Attitudine Avviamento (EN) CCA (EN) Courant de démarrage à froid	Pallettizzazione "E": Estero – "I": Italia Pallet "E": Foreign – "I": Italy PALETTISATION "E": Etranger – "I": Italie	Peso - Weight - Poids (± 0,5Kg)	Polarità-Tipo Poli Polarity-Terminals Polarité- Bornes	Schema - Fissaggio Drawing-Hold-Down Schéma-Fixation
 MAC 120	MAC 120 620 016 085	12V	120Ah	850A	E-I:24/3	32,2	P:4 T:1	
 A	A-125Ah 625 021 090 A-140Ah 640 025 100	12V 12V	125Ah 140Ah	900A 1000A	E-I:24/3 E-I:24/3	34,0 36,0	P:3 T:1 P:3 T:1	
 A Heavy Duty	A-120Ah HD 620 017 068 A-140Ah HD 640 019 080	12V 12V	120Ah 140Ah	680A 800A	E-I:24/3 E-I:24/3	36,5 38,0	P:3 T:1 P:3 T:1	
 MAT	MAT 135 635 021 090	12V	135Ah	950A	E-I:24/3	34,0	P:0 T:1	
 MAC 150	MAC 150 650 019 095	12V	150Ah	950A	E-I:21/3	40,5	P:4 T:1	
 MAC 160	MAC 160 660 021 095	12V	160Ah	950A	E-I:21/3	41,0	P:4 T:1	
 MAC 180	MAC 180 680 023 110	12V	180Ah	1100A	E-I:21/3	43,0	P:4 T:1	

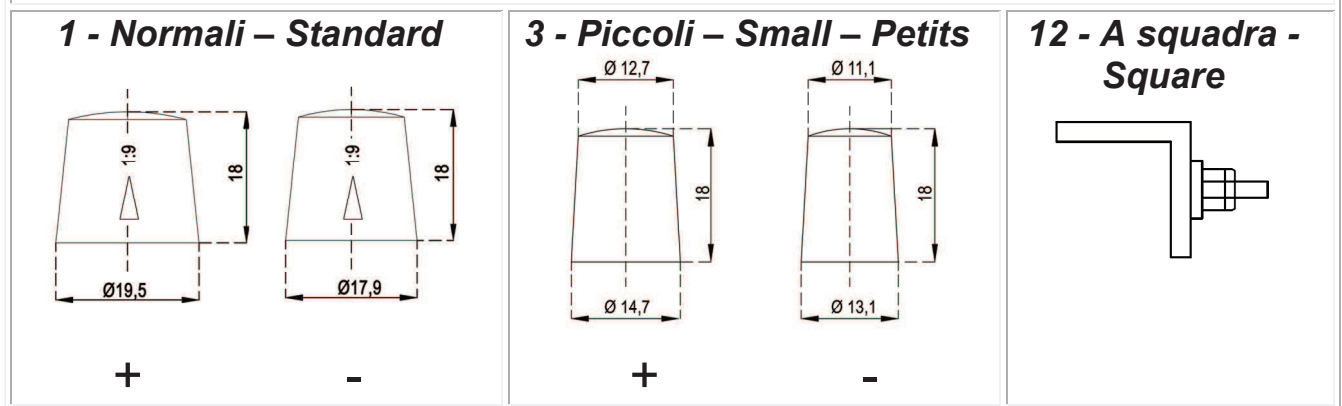
Fotografia della batteria Photo Photo de la batterie	Tipologia codice Type Code Typologie Code	Tensione Voltage Voltage	Capacità Capacity Capacité	Affidabile Avviamento (EN) CCA (EN) Courant de démarrage à froid	Palletizzazione "E": Estero – "I": Italia Pallet "E": Foreign – "I": Italy PALLETISATION "E": Etranger – "I": Italie	Peso - Weight - Poids (± 0,5Kg)	Polarità-Tipo Poli Polarity-Terminals Polarité- Bornes	Schema - Fissaggio Drawing-Hold-Down Schéma-Fixation
 MAC 200	MAC 200 700 025 130	12V	200Ah	1300A	E-I:21/3	45,0	P:4 T:1	 B03
 B	B 160Ah 660 121 095 B 180Ah 680 125 110	12V 12V	160Ah 180Ah	950A 1100A	E-I:21/3 E-I:21/3	41,0 42,0	P:3 T:1 P:3 T:1	 B00
 B Heavy Duty	B 180Ah HD 680 123 110	12V	180Ah	1100A	E-I:21/3	46,0	P:3 T:1	 B00
 B HD K-COVER	B K-COVER 680 123 100	12V	180Ah	1000A	E-I:21/3	46,0	P:3 T:1	 B00
 C	C 220Ah 720 029 130 C 240Ah 740 029 145	12V 12V	220Ah 240Ah	1300A 1450A	E-I:18/3 E-I:18/3	58,5 62,0	P:3/4 T:1 P:3/4 T:1	 B00
 C Heavy Duty	C 220Ah 720 023 115 C 240Ah 740 025 120	12V 12V	220Ah 240Ah	1150A 1200A	E-I:18/3 E-I:18/3	62,0 64,0	P:3/4 T:1 P:3/4 T:1	 B00

Fotografia della batteria Photo Photo de la batterie	Tipologia codice Type Code Typologie Code	Tensione Voltage Voltage	Capacità Capacity Capacité	Attitudine Avviamento (EN) CCA (EN) Courant de démarrage à froid	Palletizzazione "E": Estero – "I": Italia Pallet "E": Foreign – "I": Italy PALLETISATION "E": Etranger – "I": Italie	Peso - Weight - Poids (± 0,5Kg)	Polarità-Tipo Poli Polarity-Terminals Polarité- Bornes	Schema - Fissaggio Drawing-Hold-Down Schéma-Fixation
 C K-COVER	C K-COVER 725 027 115	12V	225Ah	1150A	E-I:18/3	59,5	P:3-4 T:1	
 SV	SV 220Ah 720 021 080 SV 240Ah 740 023 085 SV 280Ah 780 027 090 SV 320Ah 820 029 095	12V 12V 12V 12V	220Ah 240Ah 280Ah 320Ah	800A 850A 900A 950A	E-I:12/2 E-I:12/2 E-I:12/2 E-I:12/2	65,0 68,0 74,0 77,0	P:3 T:12 P:3 T:12 P:3 T:12 P:3 T:12	
 6TN Nato	EI 110 6TN NATO	12V	110Ah	750A	E: 36/3 I: 48/4	31,0	P:2 T:1	

POLARITÀ – POLARITY – POLARITÉ



POLI TERMINALI – TERMINALS – BORNES



FISSAGGI ALLA BASE – HOLD DOWN – FIXATION

